

DHL Group Retirement Plan

DHL Global Equities fund



FUND OBJECTIVE

To provide long-term capital growth in excess of UK price inflation. The fund's investments reflect the approach companies take to Environmental, Social and Governance (ESG) issues.

RISK PROFILE

The value of an investment and income taken from it is not guaranteed and can go down as well as up, you may not get back the amount you originally invested.

The Fund invests in one or more Collective Investment Schemes ("CIS") to achieve its investment objective, including other CIS managed by LGIM as well as CIS which are managed by entities sitting outside the Legal & General Group plc. Information on the CIS(s) in which the Fund invests should be disclosed in your scheme documentation. However, the information provided may be a high level description and should not be relied upon as a full disclosure of the material risks or terms and conditions associated with investing in the underlying CIS. Please refer to your scheme administrator if you would like more detailed information on each of the underlying CIS held within this Fund.

FUND FACTSHEET INFORMATION

This factsheet has been produced to provide you with fund information and is not designed to provide advice on the suitability of an investment for your personal financial situation. It should be read in conjunction with your pension scheme particulars. It is not an offer to buy or sell any investment or shares, if you have any questions regarding its contents, please speak to the Trustees or your Financial Advisor.

This fund is invested wholly or predominantly in units of such other funds identified by the Trustees of the pension scheme and maintained by Legal & General Investment Management. These funds may change from time to time. The Fund Objective and Benchmark have also been determined by the Trustees. This factsheet will be updated quarterly.

FUND FACTS

Fund size £879.7m	Base currency GBP	Benchmark Solactive L&G ESG Global Equity Index
Launch date Jul 2012	Domicile United Kingdom	Underlying fund Legal & General Future World Global Equity Index Fund

CHARGES

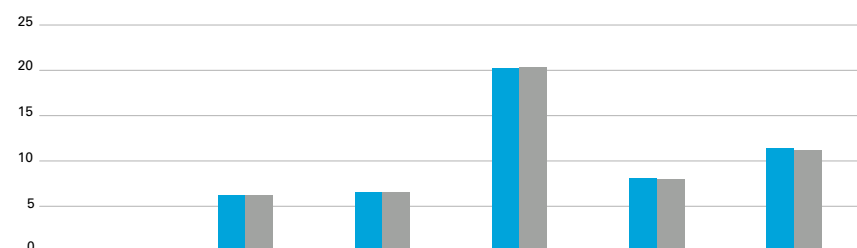
Annual management charge **0.295%**

Of this charge 0.17% related to the Administration Charge.

During quarter 1 2020 there were changes to the underlying allocation, whereby the market cap equity allocation (split 30% UK & 70% overseas) was replaced with the Future World Global Equity Index Fund.

For further information on the underlying fund, click [here](#).

FUND PERFORMANCE (%)



	3 months	6 months	1 year	3 years	5 years
Fund	6.19	6.60	20.27	8.11	11.37
Benchmark	6.18	6.59	20.31	8.03	11.19
Relative	+0.01	+0.01	-0.04	+0.08	+0.18

12 MONTH PERFORMANCE TO MOST RECENT QUARTER (%)

12 months to 31 December	2024	2023	2022	2021	2020
Fund	20.27	16.25	-9.61	21.41	11.64
Benchmark	20.31	16.04	-9.69	21.18	11.23
Relative	-0.04	+0.21	+0.08	+0.23	+0.41

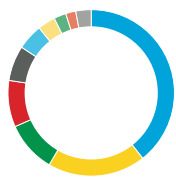
Performance data source: LGIM. All performance periods over a year will be annualised. Returns are calculated on the basis of daily midday mid-market prices. Fund performance is shown net, which is after the deduction of the management fees applicable to your scheme. Please refer to your scheme literature, or to your scheme administrator for the fee rate that applies to your scheme.

Past performance is not a guide to the future. The value of an investment is not guaranteed and can go down as well as up. Exchange rate variations can cause the value of overseas investments to increase or decrease. You may not get back the amount you originally invested. For overseas markets the figures are sterling adjusted and net of any withholding tax.



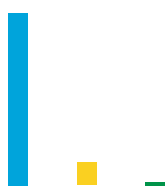
ALLOCATION

All data source LGIM unless otherwise stated. Totals may not sum due to rounding.



SECTOR (%)

Communications & Tech	39.4
Consumer Non-cyclical	19.0
Consumer Cyclical	10.0
Banks (Equity)	9.0
Industrials	6.8
Financial Services (Equity)	5.0
Insurance (Equity)	3.4
Property	2.4
Commodities	2.0
Other	3.0



MARKET CAPITALISATION (%)

Large	86.9
Mid	11.4
Small	1.7
Undefined	-



■ Top 10 holdings 25.4%
 ■ Rest of portfolio 74.6%
 No. of holdings in fund 3,427
 No. of holdings in index 3,260

TOP 10 HOLDINGS (%)

Nvidia	5.4
Apple	5.0
Microsoft	5.0
Amazon.com	1.9
Broadcom	1.7
Meta Platforms A	1.7
Tesla	1.4
Alphabet A	1.2
JPMorgan Chase & Co	1.1
Alphabet C	1.0

COUNTRY (%)

United States	63.8
Japan	5.6
United Kingdom	3.1
Canada	2.5
Taiwan	2.2
Switzerland	2.1
Germany	1.9
Australia	1.8
France	1.7
Other	15.3

Important information

Copyright © 2025 Legal & General. This document is subject to copyright. Any unauthorised use is strictly prohibited. All rights are reserved.

The views expressed in this fact sheet are those of Legal & General Investment Management who may or may not have acted upon them. This document should not be taken as an invitation to deal in Legal & General investments or any of the stated stock markets.

Legal & General Assurance (Pensions Management) Limited ("PMC") is a life insurance company and manages this investment using a policy notionally divided into a number of PF sections ("the funds"). Legal & General Investment Management Limited provides investment and marketing services to PMC. Legal & General Assurance (Pensions Management) Limited is authorised by the Prudential Regulation Authority and regulated by the Financial Conduct Authority and the Prudential Regulation Authority. Registered in England and Wales No. 01006112. Registered Office: One Coleman Street, London, EC2R 5AA. Legal & General Investment Management Limited is authorised and regulated by the Financial Conduct Authority. Registered in England and Wales No. 00119272. Registered Office: One Coleman Street, London, EC2R 5AA.

Internal Code: 35507/034 Underlying fund code: GPGE